



**LAKSHMI MACHINE WORKS LIMITED**

Our Ref: Sec/ BSE-Vol 8/2022  
Date: 20.10.2022

BSE Limited  
Listing Department  
Phiroze Jeejeebhoy Towers  
Dalal Street, Mumbai - 400 001

National Stock Exchange of India Limited  
Listing Department  
Exchange Plaza, C-1, Block-G,  
Bandra Kurla Complex, Bandra(E)  
Mumbai - 400 051.

Dear Sirs,

**Sub: Compliance of SEBI (Listing Obligations and Disclosure Requirements) Regulations, 2015.**

-----  
In terms of Regulation 30 of SEBI (Listing Obligations and Disclosure Requirements) Regulations, 2015, please find the attached copy of the Unaudited Financial Results (standalone and consolidated) including segment wise results of the Company for the quarter and half-year ended 30<sup>th</sup> September, 2022 as approved by the Board of Directors of the Company at their meeting held today the 20<sup>th</sup> October, 2022. Arrangements have been made to publish these results in daily newspapers Financial Express (English) and Hindu-Tamil (Tamil) on 21<sup>st</sup> October, 2022.

Statutory Auditors of the Company have carried out a limited review of the said results and a copy of the limited review report is also enclosed.

The meeting commenced at 01.15 PM and concluded at 03:35 PM.

Thanking you,

Yours faithfully,

**For LAKSHMI MACHINE WORKS LIMITED**

**C R SHIVKUMARAN  
COMPANY SECRETARY**



**LAKSHMI MACHINE WORKS LIMITED**

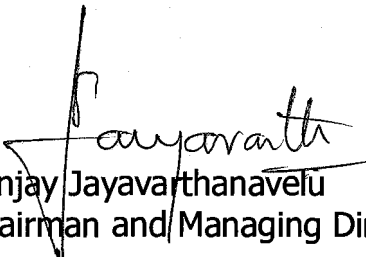
**CEO & CFO CERTIFICATE**

To  
The Board of Directors  
Lakshmi Machine Works Limited  
Coimbatore

**CERTIFICATE OF CORRECTNESS OF FINANCIAL RESULTS**

As per the first proviso to Regulation-33(2)(a) of SEBI (Listing Obligations and Disclosure Requirements) Regulations, 2015, we hereby certify that the financial results of the Company for the quarter ended 30<sup>th</sup> September, 2022 placed before the meeting do not contain any false or misleading statements or figures and do not omit any material fact which may make the statements or figures contained therein misleading.

  
V Senthil  
Chief Financial Officer

  
Sanjay Jayavarthanavelu  
Chairman and Managing Director

**S. KRISHNAMOORTHY & CO.**

Chartered Accountants

PARTNERS

**K.N. SREEDHARAN** F.C.A.

**[REDACTED]**

**B. KRISHNAMOORTHY** F.C.A.

**V. INDIRA** F.C.A.

'Kanapathy Towers' III Floor  
No. 1391/A-1, Sathy Road  
Ganapathy, Coimbatore 641 006  
Phone : 0422 4039900  
E-mail : skmcoca@skmcoca.com

**Independent Auditor's Review Report on the Quarterly Unaudited Standalone Financial Results of the Company Pursuant to the Regulation 33 of the SEBI (Listing Obligations and Disclosure Requirements) Regulations, 2015, as amended**


Review report to  
The Board of Directors  
Lakshmi Machine Works Limited

1. We have reviewed the accompanying statement of unaudited standalone financial results of Lakshmi Machine Works Limited ("the Company") for the quarter ended September 30, 2022 and year to date from April 01 2022 to September 30 2022 ("the Statement") attached herewith being submitted by the Company pursuant to the requirements of Regulation 33 of the SEBI (Listing Obligations and Disclosure Requirements) Regulations, 2015, as amended ("the Listing Regulations").
2. This statement is the responsibility of the Company's Management and has been approved by the Board of Directors and prepared in accordance with recognition and measurement principles laid down as per Indian Accounting Standard 34 (Ind AS 34) "Interim Financial Reporting" prescribed under section 133 of the Companies Act, 2013 as amended. Our responsibility is to issue a report on these financial statements based on our review.
3. We conducted our review of the Statement in accordance with the Standard on Review Engagements (SRE) 2410 "Review of Interim Financial Information Performed by the Independent Auditor of the Entity", issued by the Institute of Chartered Accountants of India. This standard requires that we plan and perform the review to obtain moderate assurance as to whether the financial statements are free of material misstatement. A review is limited primarily to inquiries of company personnel and analytical procedures applied to financial data and thus provides less assurance than an audit. A review is substantially less in scope than an audit conducted in accordance with Standards on Auditing and consequently does not enable us to obtain assurance that we would become aware of all significant matters that might be identified in an audit. We have not performed an audit and accordingly, we do not express an audit opinion.
4. Based on our review conducted as above, nothing has come to our attention that causes us to believe that the accompanying statement of unaudited financial results prepared in accordance with the aforesaid Indian Accounting Standard (Ind AS) specified under Section 133 of the Companies Act, 2013 as amended read with relevant rules issued thereunder and other accounting principles generally accepted in India has not disclosed the information required to be disclosed in terms of the Listing Regulations, including the manner in which it is to be disclosed, or that it contains any material misstatement.

For **S. KRISHNAMOORTHY & Co.,**

F.R. No.: 001496S

Chartered Accountants



**B. KRISHNAMOORTHY**

Partner

Membership No.: 020439

CHARTERED ACCOUNTANTS

UDIN: 22020439BAJEOU3661

Place: Coimbatore

Date: 20.10.2022

## LAKSHMI MACHINE WORKS LIMITED

Regd. Office: SRK Vidyalaya Post, Perianaickenpalayam, Coimbatore-641020


Phone : 0422- 7192255; website : www.lmwglobal.com ; E Mail : secretarial@lmw.co.in

CIN: L29269TZ1962PLC000463

(₹ In lakhs except EPS)

## Statement of Standalone Unaudited financial results for the quarter and period ended 30th September 2022


SL.NO	PARTICULARS	QUARTER ENDED			PERIOD ENDED		YEAR ENDED
		30.09.2022	30.06.2022	30.09.2021	30.09.2022	30.09.2021	31.03.2022
		(Unaudited)			(Unaudited)		(Audited)
I	Revenue from operations	1,16,826.09	97,212.40	79,241.71	2,14,038.49	1,22,845.47	3,07,159.36
II	Other Income	4,443.31	2,443.13	1,552.00	6,886.44	3,460.49	8,101.25
	<b>Total Income from operations</b>	<b>1,21,269.40</b>	<b>99,655.53</b>	<b>80,793.71</b>	<b>2,20,924.93</b>	<b>1,26,305.96</b>	<b>3,15,260.61</b>
III	<b>Expenses</b>						
	a. Cost of Material Consumed	76,862.58	65,274.24	51,368.30	1,42,136.82	79,521.00	2,01,441.86
	b. Purchase of Stock-in-trade	-	-	-	-	-	-
	c. Changes in inventories of finished goods, work-in-progress and stock-in-trade	(1,324.90)	(2,843.20)	(489.03)	(4,168.10)	(1,751.89)	(5,097.93)
	d. Employee benefits expense	9,526.39	8,688.91	7,622.46	18,215.30	14,020.52	30,333.37
	e. Finance Costs	-	-	1.36	-	1.36	8.54
	f. Depreciation and Amortisation expense	1,745.59	1,542.88	1,380.21	3,288.47	2,718.16	5,581.90
	g. Other Expenses	21,067.14	18,160.05	14,001.24	39,227.19	23,755.08	57,581.24
	<b>Total Expenses</b>	<b>1,07,876.80</b>	<b>90,822.88</b>	<b>73,884.54</b>	<b>1,98,699.68</b>	<b>1,18,264.23</b>	<b>2,89,848.98</b>
IV	<b>Profit before exceptional items and tax</b>	<b>13,392.60</b>	<b>8,832.65</b>	<b>6,909.17</b>	<b>22,225.25</b>	<b>8,041.73</b>	<b>25,411.63</b>
V	Exceptional Items	-	-	-	-	1,716.98	1,716.98
VI	<b>Profit / (Loss) from Ordinary activities before tax</b>	<b>13,392.60</b>	<b>8,832.65</b>	<b>6,909.17</b>	<b>22,225.25</b>	<b>6,324.75</b>	<b>23,694.65</b>
VII	Tax Expense	3,978.87	2,151.76	2,227.98	6,130.63	2,567.75	5,727.04
VIII	<b>Net Profit / (Loss) from Ordinary activities after tax</b>	<b>9,413.73</b>	<b>6,680.89</b>	<b>4,681.19</b>	<b>16,094.62</b>	<b>3,757.00</b>	<b>17,967.61</b>
IX	<b>Other Comprehensive Income / (Loss) (After Tax)</b>						
	a. Items that will not be reclassified to profit or loss	2,440.47	(2,225.32)	177.51	215.15	(466.58)	3,597.23
	b. Items that will be reclassified to profit or loss	-	-	-	-	-	-
X	<b>Total Comprehensive Income / (Loss) (Comprising Profit / (Loss) for the period (after tax) and Other Comprehensive Income / (Loss) (after tax)</b>	<b>11,854.20</b>	<b>4,455.57</b>	<b>4,858.70</b>	<b>16,309.77</b>	<b>3,290.42</b>	<b>21,564.84</b>
X1	Paid-up Equity Share Capital (Face Value ₹ 10/- each)	1,068.30	1,068.30	1,068.30	1,068.30	1,068.30	1,068.30
X11	Reserves Excluding Revaluation Reserves as per Balance Sheet of previous accounting year						1,97,454.04
X111	Earnings Per Share (EPS) (of ₹ 10 each)						
	- Basic	88.12	62.54	43.82	150.66	35.17	168.19
	- Diluted	88.12	62.54	43.82	150.66	35.17	168.19



LAKSHMI MACHINE WORKS LIMITED							
Standalone Segment Wise Revenue, Results and Capital employed for the quarter and period ended 30th September 2022							
(₹ In lakhs except EPS)							
SL.NO	PARTICULARS	QUARTER ENDED			PERIOD ENDED		YEAR ENDED
		30.09.2022	30.06.2022	30.09.2021	30.09.2022	30.09.2021	31.03.2022
		(Unaudited)			(Unaudited)		(Audited)
1	<b>Segment Revenue</b>						
	a) Textile Machinery Division	93,228.12	76,833.72	59,496.04	1,70,061.84	90,236.77	2,31,673.02
	b) Machine Tool & Foundry Division	26,387.98	23,108.78	21,257.24	49,496.76	34,761.43	81,128.62
	c) Advanced Technology Centre	3,286.67	2,035.54	920.85	5,322.21	1,735.07	4,829.38
	<b>Total</b>	<b>1,22,902.77</b>	<b>1,01,978.04</b>	<b>81,674.13</b>	<b>2,24,880.81</b>	<b>1,26,733.27</b>	<b>3,17,631.02</b>
	Less : Inter-segment revenue	4,483.28	3,702.47	2,101.97	8,185.75	3,291.73	8,326.84
	<b>Net Sales/Income from Operations</b>	<b>1,18,419.49</b>	<b>98,275.57</b>	<b>79,572.16</b>	<b>2,16,695.06</b>	<b>1,23,441.54</b>	<b>3,09,304.18</b>
2	<b>Segment Results</b>						
	<b>(Profit before Interest &amp; tax)</b>						
	a) Textile Machinery Division	9,621.46	6,626.13	3,684.53	16,247.59	2,554.58	14,274.57
	b) Machine Tool & Foundry Division	1,792.89	1,332.32	2,358.95	3,125.21	3,210.49	7,338.90
	c) Advanced Technology Centre	93.85	77.63	(639.03)	171.48	(1,287.89)	(1,856.74)
	<b>Total</b>	<b>11,508.20</b>	<b>8,036.08</b>	<b>5,404.45</b>	<b>19,544.28</b>	<b>4,477.18</b>	<b>19,756.73</b>
	Add : Other un-allocable income net of Unallocable expenditure	1,884.40	796.57	1,504.72	2,680.97	1,847.57	3,937.92
	<b>Total Profit Before Tax</b>	<b>13,392.60</b>	<b>8,832.65</b>	<b>6,909.17</b>	<b>22,225.25</b>	<b>6,324.75</b>	<b>23,694.65</b>
3	<b>Segment Assets</b>						
	a) Textile Machinery Division	2,27,270.40	2,20,138.70	1,63,862.66	2,27,270.40	1,63,862.66	2,00,612.18
	b) Machine Tool & Foundry Division	1,06,268.41	1,05,066.89	88,311.58	1,06,268.41	88,311.58	98,422.75
	c) Advanced Technology Centre	5,463.43	4,342.30	3,544.79	5,463.43	3,544.79	3,251.86
	d) Unallocated	61,978.85	58,842.20	46,852.58	61,978.85	46,852.58	59,894.98
	<b>Total</b>	<b>4,00,981.09</b>	<b>3,88,390.09</b>	<b>3,02,571.61</b>	<b>4,00,981.09</b>	<b>3,02,571.61</b>	<b>3,62,181.77</b>
4	<b>Segment Liabilities</b>						
	a) Textile Machinery Division	1,58,226.52	1,54,310.65	1,01,348.97	1,58,226.52	1,01,348.97	1,41,357.31
	b) Machine Tool & Foundry Division	26,867.13	27,059.57	17,000.18	26,867.13	17,000.18	19,554.22
	c) Advanced Technology Centre	2,014.16	1,602.36	856.97	2,014.16	856.97	333.99
	d) Unallocated	3,314.38	2,439.62	3,117.57	3,314.38	3,117.57	2,413.92
	<b>Total</b>	<b>1,90,422.19</b>	<b>1,85,412.20</b>	<b>1,22,323.69</b>	<b>1,90,422.19</b>	<b>1,22,323.69</b>	<b>1,63,659.44</b>





<b>LAKSHMI MACHINE WORKS LIMITED</b>		
<b>Balance Sheet as at 30th September 2022</b>		
	<b>Rs. Lakhs</b>	
	<b>Standalone</b>	
<b>Particulars</b>	<b>As at</b>	<b>As at</b>
	<b>30.09.2022</b>	<b>31.03.2022</b>
	<b>Unaudited</b>	<b>Audited</b>
<b>ASSETS</b>		
<b>Non-current assets</b>		
Property, Plant and Equipment	79,882.40	66,806.86
Capital work-in-progress	1,047.78	536.51
Other Intangible assets	1,399.13	1,315.34
<b>Financial Assets</b>		
(i) Investments		
a) Investments in subsidiaries	7,275.54	7,266.98
b) Other investments	18,677.12	18,261.94
(ii) Other financial assets	83,891.98	89,180.35
<b>Total Non - Current Assets</b>	<b>1,92,173.95</b>	<b>1,83,367.98</b>
<b>Current assets</b>		
Inventories	63,446.51	49,745.66
<b>Financial Assets</b>		
(i) Investments	28,057.74	26,579.63
(ii) Trade receivables	35,664.43	32,250.77
(iii) Cash and cash equivalents	6,512.03	5,412.71
(iv) Bank balances other than (iii) above	42,669.06	40,724.34
(v) Other financial assets	5,516.27	4,018.13
Current Tax Assets (Net)	7,968.89	7,786.43
Other current assets	18,972.21	12,296.12
<b>Total Current Assets</b>	<b>2,08,807.14</b>	<b>1,78,813.79</b>
<b>Total Assets</b>	<b>4,00,981.09</b>	<b>3,62,181.77</b>
<b>EQUITY AND LIABILITIES</b>		
<b>Equity</b>		
Equity Share capital	1,068.30	1,068.30
Other Equity	2,09,490.60	1,97,454.04
<b>Equity attributable to owners of the Company</b>	<b>2,10,558.90</b>	<b>1,98,522.34</b>
<b>Total equity</b>	<b>2,10,558.90</b>	<b>1,98,522.34</b>
<b>LIABILITIES</b>		
<b>Non-current liabilities</b>		
Deferred tax liabilities (Net)	3,224.26	2,323.78
Other non-current liabilities	41,412.74	42,664.22
<b>Total Non - Current Liabilities</b>	<b>44,637.00</b>	<b>44,988.00</b>
<b>Current liabilities</b>		
<b>Financial Liabilities</b>		
(i) Trade payables		
Due to Micro, Small and Medium Enterprises	7,547.62	5,267.45
Due to Others	68,737.92	51,594.61
(ii) Other financial liabilities	13,019.00	8,976.47
Provisions	1,944.41	1,206.71
Other current liabilities	54,536.24	51,626.19
<b>Total Current Liabilities</b>	<b>1,45,785.19</b>	<b>1,18,671.43</b>
<b>Total Liabilities</b>	<b>1,90,422.19</b>	<b>1,63,659.43</b>
<b>Total Equity and Liabilities</b>	<b>4,00,981.09</b>	<b>3,62,181.77</b>



**LAKSHMI MACHINE WORKS LIMITED**
**Cash Flow Statement for the period ended 30th September 2022**

(All amounts in INR lakhs, unless otherwise stated)

PARTICULARS	Period ended		Period ended	
	30th Sept 2022		30th Sept 2021	
<b>A. CASH FLOW FROM OPERATING ACTIVITIES</b>				
Profit after exceptional items but before tax (VRS Expenses of ₹ Nil Lakhs (P.Y. ₹ 1,716.98 Lakhs)		22,225.25		6,324.75
<b>Adjustments for :</b>				
Depreciation and amortisation expense	3,288.47		2,718.16	
Finance costs	-		1.36	
Profit on sale of assets	(42.28)		(21.45)	
Loss on sale of assets	0.80		0.00	
Interest income	(4,027.22)		(2,366.03)	
Dividend income	(91.46)		(12.04)	
Income from Mutual funds	(77.96)		(462.31)	
Unrealised Loss / (Gain) on Foreign Currency Cash and cash equivalents	(0.55)	(950.20)	(2.56)	(144.87)
<b>Operating Profit before working capital changes</b>		<b>21,275.05</b>		<b>6,179.88</b>
<b>Adjustments for (increase) / decrease in operating assets</b>				
Trade receivables	(3,413.66)		(5,090.93)	
Inventories	(13,700.85)		(10,111.60)	
Other financial assets-Non Current	5,288.37		(711.77)	
Other financial assets- Current	(381.85)		(286.20)	
Other Current assets	(6,675.54)		(2,293.99)	
<b>Adjustments for increase / (decrease) in operating liabilities</b>				
Trade payables	19,423.48		504.40	
Other non current liabilities	(1,251.48)		7,495.46	
Current provisions	737.70		1,143.94	
Other financial liabilities	4,042.53		1,262.29	
Other current liabilities	2,910.05	6,978.75	15,162.02	7,073.62
<b>Cash used in/ generated from operations</b>		<b>28,253.80</b>		<b>13,253.50</b>
Taxes paid		(5,613.21)		(3,411.45)
<b>Net Cash used in/generated from operations</b>	<b>[A]</b>	<b>22,640.59</b>		<b>9,842.05</b>
<b>B. CASH FLOW FROM INVESTING ACTIVITIES</b>				
Purchase of Fixed assets/Capital Work In Progress		(16,972.46)		(2,293.71)
Proceeds from sale of fixed assets		54.88		32.25
Interest received		2910.93		2,868.07
Dividend received		91.46		12.04
Investment in Wolly Owned Subsidiarie(s)		(8.56)		(250.00)
Investment in Mutual funds / Debentures (net)		(1,400.15)		(2,501.79)
(Increase) / Decrease in Bank balances not considered as cash and cash equivalent		(1,944.72)		(6,319.43)
<b>Net cash used in investing activities</b>	<b>[B]</b>	<b>(17,268.62)</b>		<b>(8,452.57)</b>



**LAKSHMI MACHINE WORKS LIMITED****Cash Flow Statement for the period ended 30th September 2022**

(All amounts in INR lakhs, unless otherwise stated)

PARTICULARS	Period ended 30th Sept 2022		Period ended 30th Sept 2021
<b>C. CASHFLOW FROM FINANCING ACTIVITIES</b>			
Dividends Paid		(4,273.20)	(1,068.30)
Transfer of Unpaid Dividends to IEPF		-	-
Finance cost		-	(1.36)
<b>Net cash used in financing activities</b>	<b>[C]</b>	<b>(4,273.20)</b>	<b>(1,069.66)</b>
		<b>1,098.77</b>	<b>319.82</b>
Cash and cash equivalents at beginning of the period - D		5,412.71	3,274.26
Cash and cash equivalents at end of the period - E		6,511.48	3,594.08
<b>Net increase / (decrease) in cash and cash equivalents (E-D)</b>		<b>1,098.77</b>	<b>319.82</b>
<b>Cash &amp; Cash equivalents as per Balance Sheet</b>		6,512.03	3,596.64
Unrealised Loss / (Gain) on Foreign Currency Cash and cash equivalents		(0.55)	(2.56)
<b>Cash and Cash equivalents as per Cash flow Statement</b>		<b>6,511.48</b>	<b>3,594.08</b>





PARTNERS

**K.N. SREEDHARAN** F.C.A.

**[REDACTED]**

**B. KRISHNAMOORTHY** F.C.A.

**V. INDIRA** F.C.A.


**Independent Auditor's Review Report on the Consolidated Quarterly Unaudited Financial Results of the Company Pursuant to the Regulation 33 of the SEBI (Listing Obligations and Disclosure Requirements) Regulations, 2015, as amended**

Review report to  
The Board of Directors  
Lakshmi Machine Works Limited

1. We have reviewed the accompanying statement of unaudited consolidated financial results of Lakshmi Machine Works Limited ("the Parent") and its subsidiaries (the Parent and its subsidiaries together referred to as "the Group"), for the quarter ended September 30, 2022 and for the period from April 01 2022 to September 30 2022 ("the Statement") attached herewith being submitted by the Parent pursuant to the requirements of Regulation 33 of the SEBI (Listing Obligations and Disclosure Requirements) Regulations, 2015, as amended ("the Listing Regulations").
2. This Statement, which is the responsibility of the Parent's Management and approved by the Parent's Board of Directors, has been prepared in accordance with the recognition and measurement principles laid down in Indian Accounting Standard 34 "Interim Financial Reporting" ("Ind AS 34"), prescribed under Section 133 of the Companies Act, 2013, and other accounting principles generally accepted in India. Our responsibility is to express a conclusion on the Statement based on our review.
3. We conducted our review of the Statement in accordance with the Standard on Review Engagements (SRE) 2410 "Review of Interim Financial Information Performed by the Independent Auditor of the Entity" issued by the Institute of Chartered Accountants of India. A review of interim financial information consists of making inquiries, primarily of persons responsible for financial and accounting matters, and applying analytical and other review procedures. A review is substantially less in scope than an audit conducted in accordance with Standards on Auditing and consequently does not enable us to obtain assurance that we would become aware of all significant matters that might be identified in an audit. Accordingly, we do not express an audit opinion.

We also performed procedures in accordance with the Circular issued by the SEBI under Regulation 33 (8) of the SEBI (Listing Obligations and Disclosure Requirements) Regulations, 2015, as amended, to the extent applicable.

...2



**S. KRISHNAMOORTHY & CO.**

Chartered Accountants

'Kanapathy Towers' III Floor  
No. 1391/A-1, Sathy Road  
Ganapathy, Coimbatore 641 006  
Phone : 0422 4039900  
E-mail : skmcoca@skmcoca.com

**PARTNERS**

**K.N. SREEDHARAN** F.C.A.

**B. KRISHNAMOORTHY** F.C.A.

**V. INDIRA** F.C.A.

-:2:-

4. The Statement includes the results of the following entities:

i) Parent Company:

Lakshmi Machine Works Limited

ii) Subsidiaries:

LMW Textile Machinery (Suzhou) Company Ltd, China

LMW Aerospace Industries Limited, India

LMW Middle East FZE, UAE

Based on our review conducted and procedures performed as stated in paragraph 3 above nothing has come to our attention that causes us to believe that the accompanying Statement, prepared in accordance with the recognition and measurement principles laid down in the aforesaid Indian Accounting Standard and other accounting principles generally accepted in India, has not disclosed the information required to be disclosed in terms of Regulation 33 of the SEBI (Listing Obligations and Disclosure Requirements) Regulations, 2015, as amended, including the manner in which it is to be disclosed, or that it contains any material misstatement.


5. The consolidated unaudited financial results include the interim financial results of LMW Textile Machinery (Suzhou) Company Ltd, China and LMW Middle East FZE,UAE the wholly owned subsidiaries which have not been reviewed / audited by their respective auditors, whose interim financial results reflect total revenue of Rs.16,711.67 lakhs, total net profit after tax of Rs.1,573.29 lakhs for the period ended 30.09.2022 as considered in the consolidated unaudited interim financial results. Another subsidiary company namely LMW Aerospace Industries Ltd, India was incorporated on 16th March 2021 and this company is yet to commence operations. These unaudited financial results and other unaudited financial information have been approved and furnished to us by the Management and our conclusion on the Statement, in so far as it relates to the affairs of the subsidiaries is based solely on such unaudited financial results and other unaudited financial information. According to the information and explanations given to us by the Management, these interim financial results are not material to the Group.

Our conclusion on the Statement is not modified in respect of the above matter.

For **S. KRISHNAMOORTHY & Co.,**

F.R. No.: 001496S

Chartered Accountants



**B. KRISHNAMOORTHY**

Partner

Membership No.: 020439

CHARTERED ACCOUNTANTS

UDIN: 22020439BAJESE8468

Place: Coimbatore

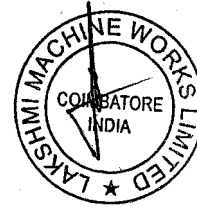
Date: 20.10.2022

LAKSHMI MACHINE WORKS LIMITED  
 Regd. Office: SRK Vidyalyaya Post, Perianaickenpalayam, Coimbatore-641020  
 Phone : 0422- 7192255; website : www.lmwglobal.com ; E Mail : secretarial@lmw.co.in  
 CIN: L29269T21962PLC000463


(₹ In lakhs except EPS)

Statement of Consolidated Unaudited financial results for the quarter and period ended 30th September 2022

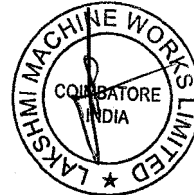
SL.NO	PARTICULARS	QUARTER ENDED			PERIOD ENDED		YEAR ENDED
		30.09.2022	30.06.2022	30.09.2021	30.09.2022	30.09.2021	31.03.2022
		(Unaudited)			(Unaudited)		(Audited)
I	Revenue from operations	1,21,190.26	98,262.93	80,307.09	2,19,453.19	1,26,069.57	3,17,095.41
II	Other Income	4,262.29	2,487.90	1,453.88	6,750.19	3,267.67	6,833.75
	<b>Total Income from operations</b>	<b>1,25,452.55</b>	<b>1,00,750.83</b>	<b>81,760.97</b>	<b>2,26,203.38</b>	<b>1,29,337.24</b>	<b>3,23,929.16</b>
III	<b>Expenses</b>						
	a. Cost of Material Consumed	78,614.19	64,687.29	51,372.74	1,43,301.48	80,970.02	2,05,793.84
	b. Purchase of Stock-in-trade	-	-	-	-	-	-
	c. Changes in inventories of finished goods, work-in-progress and stock -in-trade	(1,385.67)	(2,815.99)	(200.47)	(4,201.66)	(1,813.43)	(5,065.87)
	d. Employee benefits expense	9,870.79	8,986.84	7,859.55	18,857.63	14,547.16	31,428.06
	e. Finance Costs	-	-	1.36	-	1.36	8.54
	f. Depreciation and Amortisation expense	1,853.62	1,644.79	1,475.53	3,498.41	2,908.23	5,972.45
	g. Other Expenses	22,090.32	18,833.71	14,671.35	40,924.03	25,043.88	60,243.13
	<b>Total Expenses</b>	<b>1,11,043.25</b>	<b>91,336.64</b>	<b>75,180.06</b>	<b>2,02,379.89</b>	<b>1,21,657.22</b>	<b>2,98,380.15</b>
IV	<b>Profit before exceptional items and tax</b>	<b>14,409.30</b>	<b>9,414.19</b>	<b>6,580.91</b>	<b>23,823.49</b>	<b>7,680.02</b>	<b>25,549.01</b>
V	Exceptional Items	-	-	-	-	1,716.98	1,716.98
VI	<b>Profit / (Loss) from Ordinary activities before tax</b>	<b>14,409.30</b>	<b>9,414.19</b>	<b>6,580.91</b>	<b>23,823.49</b>	<b>5,963.04</b>	<b>23,832.03</b>
VII	Tax Expense	3,978.87	2,151.76	2,227.98	6,130.63	2,567.75	5,727.04
VIII	<b>Net Profit / (Loss) from Ordinary activities after tax</b>	<b>10,430.43</b>	<b>7,262.43</b>	<b>4,352.93</b>	<b>17,692.86</b>	<b>3,395.29</b>	<b>18,104.99</b>
IX	<b>Other Comprehensive Income / (Loss) (After Tax)</b>						
	a. Items that will not be reclassified to profit or loss	2,440.47	(2,225.32)	177.51	215.15	(466.58)	3,597.23
	b. Items that will be reclassified to profit or loss	-	-	-	-	-	-
X	<b>Total Comprehensive Income / (Loss) (Comprising Profit / (Loss) for the period (after tax) and Other Comprehensive Income / (Loss) (after tax)</b>	<b>12,870.90</b>	<b>5,037.11</b>	<b>4,530.44</b>	<b>17,908.01</b>	<b>2,928.71</b>	<b>21,702.22</b>
X1	Paid-up Equity Share Capital (Face Value ₹ 10/- each)	1,068.30	1,068.30	1,068.30	1,068.30	1,068.30	1,068.30
X11	Reserves Excluding Revaluation Reserves as per Balance Sheet of previous accounting year						1,97,949.61
X111	Earnings Per Share (EPS) (of ₹ 10 each)						
	- Basic	97.64	67.98	40.75	165.62	31.78	169.47
	- Diluted	97.64	67.98	40.75	165.62	31.78	169.47



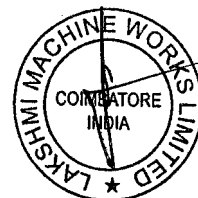

LAKSHMI MACHINE WORKS LIMITED							
Consolidated Segment Wise Revenue, Results and Capital employed for the quarter and period ended 30th September 2022							
(₹ In lakhs except EPS)							
SL.NO	PARTICULARS	QUARTER ENDED			PERIOD ENDED		YEAR ENDED
		30.09.2022	30.06.2022	30.09.2021	30.09.2022	30.09.2021	31.03.2022
		(Unaudited)			(Unaudited)		(Audited)
<b>1</b>	<b>Segment Revenue</b>						
	a) Textile Machinery Division	97,411.27	77,929.02	60,463.30	1,75,340.29	93,268.05	2,40,331.67
	b) Machine Tool & Foundry Division	26,387.98	23,108.78	21,257.24	49,496.76	34,761.43	81,128.62
	c) Advanced Technology Centre	3,286.67	2,035.54	920.85	5,322.21	1,735.07	4,829.39
	<b>Total</b>	<b>1,27,085.92</b>	<b>1,03,073.34</b>	<b>82,641.39</b>	<b>2,30,159.26</b>	<b>1,29,764.55</b>	<b>3,26,289.68</b>
	Less : Inter-segment revenue	4,483.28	3,702.47	2,101.97	8,185.75	3,291.73	8,326.84
	<b>Net Sales/Income from Operations</b>	<b>1,22,602.64</b>	<b>99,370.87</b>	<b>80,539.42</b>	<b>2,21,973.51</b>	<b>1,26,472.82</b>	<b>3,17,962.84</b>
<b>2</b>	<b>Segment Results</b>						
	(Profit before Interest & Tax)						
	a) Textile Machinery Division	10,638.18	7,207.67	3,355.92	17,845.85	2,192.52	14,421.33
	b) Machine Tool & Foundry Division	1,792.89	1,332.32	2,358.95	3,125.21	3,210.49	7,338.90
	c) Advanced Technology Centre	93.85	77.63	(639.03)	171.48	(1,287.89)	(1,856.74)
	<b>Total</b>	<b>12,524.92</b>	<b>8,617.62</b>	<b>5,075.84</b>	<b>21,142.54</b>	<b>4,115.12</b>	<b>19,903.49</b>
	Add : Other un-allocable income net of Unallocable expenditure	1,884.38	796.57	1,505.07	2,680.95	1,847.92	3,928.54
	<b>Total Profit Before Tax</b>	<b>14,409.30</b>	<b>9,414.19</b>	<b>6,580.91</b>	<b>23,823.49</b>	<b>5,963.04</b>	<b>23,832.03</b>
<b>3</b>	<b>Segment Assets</b>						
	a) Textile Machinery Division	2,41,008.68	2,30,879.15	1,72,344.99	2,41,008.68	1,72,344.99	2,10,053.78
	b) Machine Tool & Foundry Division	1,06,268.41	1,05,066.89	88,311.58	1,06,268.41	88,311.58	98,422.75
	c) Advanced Technology Centre	5,713.43	4,592.40	3,794.79	5,713.43	3,794.79	3,501.96
	d) Unallocated	54,703.56	51,566.66	40,088.91	54,703.56	40,088.91	52,628.01
	<b>Total</b>	<b>4,07,694.08</b>	<b>3,92,105.10</b>	<b>3,04,540.27</b>	<b>4,07,694.08</b>	<b>3,04,540.27</b>	<b>3,64,606.50</b>
<b>4</b>	<b>Segment Liabilities</b>						
	a) Textile Machinery Division	1,62,834.93	1,56,602.71	1,03,675.92	1,62,834.93	1,03,675.92	1,43,286.38
	b) Machine Tool & Foundry Division	26,867.13	27,059.57	17,000.18	26,867.13	17,000.18	19,554.22
	c) Advanced Technology Centre	2,014.16	1,602.46	856.97	2,014.16	856.97	334.09
	d) Unallocated	3,314.22	2,439.62	3,117.58	3,314.22	3,117.58	2,413.90
	<b>Total</b>	<b>1,95,030.44</b>	<b>1,87,704.36</b>	<b>1,24,650.65</b>	<b>1,95,030.44</b>	<b>1,24,650.65</b>	<b>1,65,588.59</b>



<b>LAKSHMI MACHINE WORKS LIMITED</b>		
<b>Consolidated Balance Sheet as at 30th September 2022</b>		
Particulars	Rs. Lakhs	
	As at 30.09.2022	As at 31.03.2022
	Unaudited	Audited
<b>ASSETS</b>		
<b>Non-current assets</b>		
Property, Plant and Equipment	84,042.43	70,786.20
Capital work-in-progress	1,047.78	592.94
Other Intangible assets	1,399.13	1,315.34
<b>Financial Assets</b>		
(i) Investments		
a) Other investments	18,677.12	18,261.94
(ii) Other financial assets	83,915.43	89,591.14
<b>Total Non - Current Assets</b>	<b>1,89,081.89</b>	<b>1,80,547.56</b>
<b>Current assets</b>		
Inventories	70,581.89	51,514.25
<b>Financial Assets</b>		
(i) Investments	28,057.73	26,579.63
(ii) Trade receivables	32,169.11	32,238.40
(iii) Cash and cash equivalents	10,761.27	7,851.08
(iv) Bank balances other than (iii) above	43,537.61	41,599.17
(v) Other financial assets	5,516.27	4,018.13
Current Tax Assets (Net)	7,968.89	7,786.43
Other current assets	20,019.42	12,471.85
<b>Total Current Assets</b>	<b>2,18,612.19</b>	<b>1,84,058.94</b>
<b>Total Assets</b>	<b>4,07,694.08</b>	<b>3,64,606.50</b>
<b>EQUITY AND LIABILITIES</b>		
<b>Equity</b>		
Equity Share capital	1,068.30	1,068.30
Other Equity	2,11,595.34	1,97,949.61
<b>Equity attributable to owners of the Company</b>	<b>2,12,663.64</b>	<b>1,99,017.91</b>
<b>Total equity</b>	<b>2,12,663.64</b>	<b>1,99,017.91</b>
<b>LIABILITIES</b>		
<b>Non-current liabilities</b>		
Deferred tax liabilities (Net)	3,224.26	2,323.78
Other non-current liabilities	41,412.74	42,664.22
<b>Total Non - Current Liabilities</b>	<b>44,637.00</b>	<b>44,988.00</b>
<b>Current liabilities</b>		
<b>Financial Liabilities</b>		
(i) Trade payables		
Due to Micro, Small and Medium Enterprises	7,547.62	5,267.45
Due to Others	69,706.04	49,735.24
(ii) Other financial liabilities	16,659.28	11,129.68
Provisions	1,944.45	1,206.71
Other current liabilities	54,536.05	53,261.51
<b>Total Current Liabilities</b>	<b>1,50,393.44</b>	<b>1,20,600.59</b>
<b>Total Liabilities</b>	<b>1,95,030.44</b>	<b>1,65,588.59</b>
<b>Total Equity and Liabilities</b>	<b>4,07,694.08</b>	<b>3,64,606.50</b>




<b>LAKSHMI MACHINE WORKS LIMITED</b>				
<b>Consolidated Cash Flow Statement for the period ended 30th September 2022</b>				
<b>(All amounts in INR lakhs, unless otherwise stated)</b>				
<b>PARTICULARS</b>	<b>Period ended 30th Sept 2022</b>		<b>Period ended 30th Sept 2021</b>	
<b><u>A. CASH FLOW FROM OPERATING ACTIVITIES</u></b>				
Profit after exceptional items but before tax (VRS Expenses of ₹ Nil Lakhs (P.Y. ₹ 1,716.98 Lakhs))		23,823.49		5,963.04
<b>Adjustments for :</b>				
Depreciation and amortisation expense	3,498.41		2,908.23	
Finance costs	-		1.36	
Profit on sale of assets	(42.28)		(21.45)	
Loss on sale of assets	0.88		0.14	
Interest income	(4,031.92)		(2,368.60)	
Dividend income	(91.46)		(12.04)	
Income from Mutual funds	(77.96)		(462.31)	
Unrealised Loss / (Gain) on Foreign Currency Cash and cash equivalents	(0.55)	(744.88)	(2.56)	42.77
<b>Operating Profit before working capital changes</b>		23,078.61		<b>6,005.81</b>
<b>Adjustments for (increase) / decrease in operating assets</b>				
Trade receivables	69.29		(4,776.12)	
Inventories	(19,067.64)		(10,448.17)	
Other financial assets- Non Current	(1,520.76)		(711.77)	
Other financial assets- Current	(381.85)		(286.20)	
Other Current assets	(7,548.12)		(2,416.27)	
<b>Adjustments for increase / (decrease) in operating liabilities</b>				
Trade payables	22,250.97		(299.80)	
Other non current liabilities	(1,251.48)		7,495.46	
Provisions	737.74		1,143.94	
Other financial liabilities	5,529.60		1,494.79	
Other current liabilities	1,274.54	92.29	16,513.27	7,709.13
<b>Cash used in/ generated from operations</b>		23,170.90		<b>13,714.94</b>
Taxes paid		(5,684.96)		(3,411.45)
<b>Net Cash used in/generated from operations</b>	<b>[A]</b>	17,485.94		<b>10,303.49</b>
<b><u>B. CASH FLOW FROM INVESTING ACTIVITIES</u></b>				
Purchase of Fixed assets/Capital Work In Progress		(17,222.95)		(2,400.23)
Proceeds from sale of fixed assets		54.88		32.25
Interest received		2,915.63		2,870.64
Dividend received		91.46		12.04
Investment in Mutual funds / Debentures (net)		(1,400.15)		(2,501.79)
(Increase)/Decrease in Bank balances not considered as cash and cash equivalent		5,258.03		(6,319.43)
<b>Net cash used in investing activities</b>	<b>[B]</b>	<b>(10,303.10)</b>		<b>(8,306.52)</b>



**LAKSHMI MACHINE WORKS LIMITED****Consolidated Cash Flow Statement for the period ended 30th September 2022**

(All amounts in INR lakhs, unless otherwise stated)

PARTICULARS	Period ended 30th Sept 2022		Period ended 30th Sept 2021	
<b>C. CASHFLOW FROM FINANCING ACTIVITIES</b>				
Dividends paid		(4,273.20)		(1,068.30)
Transfer of Unpaid Dividends to IEPF		-		
Finance cost		-		(1.36)
<b>Net cash used in financing activities</b>	[C]	<b>(4,273.20)</b>		<b>(1,069.66)</b>
<b>Net increase in cash and cash equivalents (A+B+C)</b>		<b>2,909.64</b>		<b>927.31</b>
Cash and cash equivalents at beginning of the period - D		7,851.08		5,252.18
Cash and cash equivalents at end of the period - E		10,760.72		6,179.49
<b>Net increase / (decrease) in cash and cash equivalents (E-D)</b>		<b>2,909.64</b>		<b>927.31</b>
Cash & Cash equivalents as per Balance Sheet		10,761.27		6,182.05
Unrealised Loss / (Gain) on Foreign Currency Cash and cash equivalents		(0.55)		(2.56)
<b>Cash and Cash equivalents as per Cash flow Statement</b>		<b>10,760.72</b>		<b>6,179.49</b>



**Notes :**


- 1 The above results were reviewed by the Audit Committee and approved by the Board of Directors at its Meeting held on 20th October 2022. Statutory Auditors have carried out limited review of the above results
- 2 Exceptional Items represents compensation towards Voluntary Retirement Scheme opted for by employees
- 3 The consolidated unaudited financial results for the period ended 30th September 2022 includes financial results of wholly owned subsidiary companies - 1) LMW Textile Machinery Suzhou Co Ltd.,China 2) LMW Middle East FZE, UAE and 3) LMW Aerospace Industries Limited, India.
- 4 Figures for the previous quarter / year have been regrouped / rearranged wherever necessary.

**For S.KRISHNAMOORTHY & Co.,**

**F.R. No. 801496S**


**Chartered Accountants**

Coimbatore  
20th October 2022



**S.KRISHNAMOORTHY**  
**Partner**  
**Membership No.: 020439**

For Lakshmi Machine Works Limited



**CHAIRMAN AND MANAGING DIRECTOR**





### லக்ஷ்மி மெஷின் ஓர்க்ஸ் லிமிடெட்

பதிவு அலுவலகம்: SRK வித்யாலயா அஞ்சல், பெரியநாயக்கன்பாளையம்,  
கோயமுத்தூர் - 641 020. தொலைபேசி: 0422-7192255 இணையதளம்: www.lmwglobal.com  
மின்னஞ்சல்: secretarial@lmw.co.in; நிறுவன அடையாள எண்: L29269TZ1962PLC000463

#### 30.09.2022 அன்றுடன் முடிவடைந்த காலாண்டு மற்றும் அரையாண்டிற்கான தணிக்கை செய்யப்படாத தனித்த நிதிநிலை முடிவுகள் குறித்த அறிக்கை

(ஒரு பங்கின் வருமானம் தவிர மற்ற தொகைகள் யாவும் ₹ இலட்சங்களில்)

வ. எண்	விவரங்கள்	முடிவடைந்த காலாண்டு			முடிவடைந்த அரையாண்டு		முடிவடைந்த நிதி ஆண்டு
		30.09.2022	30.06.2022	30.09.2021	30.09.2022	30.09.2021	31.03.2022
		(தணிக்கை செய்யப்படாதது)					
1	செயல்பாடுகளின் மூலம் வருமானம்	1,21,269.40	99,655.53	80,793.71	2,20,924.93	1,26,305.96	3,15,260.61
2	வரிக்கு முந்தைய நிகர இலாபம் (அளாதாரண விஷயங்களுக்கு முன்)	13,392.60	8,832.65	6,909.17	22,225.25	8,041.73	25,411.63
3	வரிக்கு முந்தைய நிகர இலாபம் (அளாதாரண விஷயங்களுக்கு பின்)	13,392.60	8,832.65	6,909.17	22,225.25	6,324.75	23,694.65
4	வரிக்கு பின் நிகர இலாபம் (அளாதாரண விஷயங்களுக்கு பின்)	9,413.73	6,680.89	4,681.19	16,094.62	3,757.00	17,967.61
5	இக்காலத்திற்கான மொத்த விரிவான வருமானம் (இக்காலத்திற்கான வரிக்கு பிந்தைய நிகர இலாபம் மற்றும் வரிக்கு பிந்தைய ஏலையை விரிவான வருமானமும் உள்ளடக்கியது)	11,854.20	4,455.57	4,858.70	16,309.77	3,290.42	21,564.84
6	செலுத்தப்படாத சக்விடா பங்குத் தொகை (ஒரு பங்கிற்கு ₹10 முகமதிப்பு கொண்டது)	1,068.30	1,068.30	1,068.30	1,068.30	1,068.30	1,068.30
7	முந்தைய நிதி ஆண்டின் கிரூப்பு நிலைக்குறிப்பின்படி மறுமதிப்பீடு காப்பு தொகை நீங்கலாக மீதம் உள்ள காப்பு நிதி தொகை						1,97,454.04
8	₹10 முகமதிப்பு கொண்ட பங்கு ஒன்றிற்கான வருமானம் (அளாதாரண விஷயங்களுக்கு பின்) (முழு ஆண்டு தொகையாக கணிக்கப்பெறாமல்) அ). அடிப்படை ஆ). குன்றிய	88.12 88.12	62.54 62.54	43.82 43.82	150.66 150.66	35.17 35.17	168.19 168.19

#### 30.09.2022 அன்றுடன் முடிவடைந்த காலாண்டு மற்றும் அரையாண்டிற்கான தணிக்கை செய்யப்படாத ஒருங்கிணைந்த நிதிநிலை முடிவுகள் குறித்த அறிக்கை

(ஒரு பங்கின் வருமானம் தவிர மற்ற தொகைகள் யாவும் ₹ இலட்சங்களில்)

வ. எண்	விவரங்கள்	முடிவடைந்த காலாண்டு			முடிவடைந்த அரையாண்டு		முடிவடைந்த நிதி ஆண்டு
		30.09.2022	30.06.2022	30.09.2021	30.09.2022	30.09.2021	31.03.2022
		(தணிக்கை செய்யப்படாதது)					
1	செயல்பாடுகளின் மூலம் வருமானம்	1,25,452.55	1,00,750.83	81,760.97	2,26,203.38	1,29,337.24	3,23,929.16
2	வரிக்கு முந்தைய நிகர இலாபம் (அளாதாரண விஷயங்களுக்கு முன்)	14,409.30	9,414.19	6,580.91	23,823.49	7,680.02	25,549.01
3	வரிக்கு முந்தைய நிகர இலாபம் (அளாதாரண விஷயங்களுக்கு பின்)	14,409.30	9,414.19	6,580.91	23,823.49	5,963.04	23,632.03
4	வரிக்கு பின் நிகர இலாபம் (அளாதாரண விஷயங்களுக்கு பின்)	10,430.43	7,262.43	4,352.93	17,692.86	3,395.29	18,104.99
5	இக்காலத்திற்கான மொத்த விரிவான வருமானம் (இக்காலத்திற்கான வரிக்கு பிந்தைய நிகர இலாபம் மற்றும் வரிக்கு பிந்தைய ஏலையை விரிவான வருமானமும் உள்ளடக்கியது)	12,870.90	5,037.11	4,530.44	17,908.01	2,928.71	21,702.22
6	செலுத்தப்படாத சக்விடா பங்குத் தொகை (ஒரு பங்கிற்கு ₹10 முகமதிப்பு கொண்டது)	1,068.30	1,068.30	1,068.30	1,068.30	1,068.30	1,068.30
7	முந்தைய நிதி ஆண்டின் கிரூப்பு நிலைக்குறிப்பின்படி மறுமதிப்பீடு காப்பு தொகை நீங்கலாக மீதம் உள்ள காப்பு நிதி தொகை						1,97,949.61
8	₹10 முகமதிப்பு கொண்ட பங்கு ஒன்றிற்கான வருமானம் (அளாதாரண விஷயங்களுக்கு பின்) (முழு ஆண்டு தொகையாக கணிக்கப்பெறாமல்) அ). அடிப்படை ஆ). குன்றிய	97.64 97.64	67.98 67.98	40.75 40.75	165.62 165.62	31.78 31.78	169.47 169.47

**குறிப்புகள்:**

- மேலே கொடுக்கப்பட்டுள்ள நிதிநிலை முடிவுகள், இந்திய காப்பாவண பரிமாற்று வாரியம் (புதிய) கட்டமைகள் மற்றும் வெளிப்படுத்தல் விதிமுறைகள்) 2015-ன் கீழ் அடங்கப்பெற்ற விதிமுறை எண் 33-ன் படி பங்குச்சுற்றுகளிடம் சமர்ப்பிக்கப்பட்ட முழு நிதிநிலை முடிவுகளின் சுருக்கமான வடிவமாகும். இந்நிறுவனத்தின் நிதிநிலை முடிவுகளின் முழு வடிவம் பங்குச்சுற்றுகளின் இணையத்தளங்களான www.bseindia.com, www.nseindia.com மற்றும் நிறுவனத்தின் இணையத்தளமான www.lmwglobal.com-ஐம் காணப்பெறும்.
- மேலே கொடுக்கப்பட்டுள்ள நிதிநிலை முடிவுகள் நிறுவனத்தின் தணிக்கை குழுவின்ரால் அக்டோபர் 20, 2022 அன்று ஆய்வுசெய்யப்பெற்று அக்டோபர் 20, 2022 அன்று நடைபெற்ற நிறுவன கியக்குரை குழு கூட்டத்தில் ஏற்றுக்கொள்ளப்பெற்றது. மேற்கண்ட முடிவுகளை சட்டப்பூர்வ தணிக்கையாளர்கள் வரையறுக்கப்பட்ட மதிப்பாய்வை மேற்கொண்டுள்ளனர்.
- அளாதாரண விஷயங்கள், ஊழியர்களின் தன்னார்வ ஒய்வு திட்டத்தின் வாங்கலாக தன்னார்வ ஒய்வு பெற்றவர்களுக்கு வழங்கப்பெற்ற தொகையை பிரதிபலிக்கிறது.
- செப்டம்பர் 30, 2022-ல் முடிவடைந்த காலாண்டு மற்றும் அரையாண்டிற்கான ஒருங்கிணைந்த நிதி முடிவுகளின் நிறுவனத்திற்கு முழுதும் வராதமாத 1) LMW டெக்ஸ்டைல் மெஷினரி (சுரேஷ்) கோ லிமிடெட், சீனா 2) LMW மிஷல் ஈஸ்ட் FZE, ஊக்கிய அரபு எமிரேட்ஸ் மற்றும் 3) LMW ஏரோஸ்பேஸ் இண்டஸ்ட்ரீஸ் லிமிடெட், இந்தியா ஆகிய துணை நிறுவனங்களின் நிதி முடிவுகள் அடங்கும்.
- முந்தைய காலங்களிற்கான தொகைகள் தேவைப்படும் இடங்களில் மறு சீரமைக்கப்பட்டுள்ளது.

கோயமுத்தூர்  
20 அக்டோபர், 2022

லக்ஷ்மி மெஷின் ஓர்க்ஸ் லிமிடெட்டிற்கு  
தலைவர் மற்றும் நிர்வாக இயக்குநர்



# LAKSHMI MACHINE WORKS LIMITED

Regd. Office : SRK Vidyalyaya Post, Perianaickenpalayam, Coimbatore - 641 020.

Phone : 0422 - 7192255; Website : www.lmwglobal.com; Email : secretarial@lmw.co.in

CIN: L29269TZ1962PLC000463

## Statement of Standalone Unaudited Financial Results for the quarter and period ended 30th September, 2022

(₹ in Lakhs except EPS)

Sl. No.	Particulars	Quarter Ended			Period Ended		Year Ended
		30.09.2022	30.06.2022	30.09.2021	30.09.2022	30.09.2021	31.03.2022
		(Unaudited)					(Audited)
1	Total income from operations	1,21,269.40	99,655.53	80,793.71	2,20,924.93	1,26,305.96	3,15,260.61
2	Net Profit before Tax (before exceptional items)	13,392.60	8,832.65	6,909.17	22,225.25	8,041.73	25,411.63
3	Net Profit before Tax (after exceptional items)	13,392.60	8,832.65	6,909.17	22,225.25	6,324.75	23,694.65
4	Net Profit after tax (after exceptional items)	9,413.73	6,680.89	4,681.19	16,094.62	3,757.00	17,967.61
5	Total Comprehensive Income [Comprising Profit for the period (after tax) and Other Comprehensive Income (after tax)]	11,854.20	4,455.57	4,858.70	16,309.77	3,290.42	21,564.84
6	Paid up Equity Share Capital (Face value of ₹10/- per share)	1,068.30	1,068.30	1,068.30	1,068.30	1,068.30	1,068.30
7	Reserves Excluding Revaluation Reserves as per Balance Sheet of previous accounting Year						1,97,454.04
8	Earnings Per Share (after extraordinary items) (Face Value of ₹10/- each) (Not annualised)						
	a. Basic :	88.12	62.54	43.82	150.66	35.17	168.19
	b. Diluted :	88.12	62.54	43.82	150.66	35.17	168.19

## Statement of Consolidated Unaudited Financial Results for the quarter and period ended 30th September, 2022

(₹ in Lakhs except EPS)

Sl. No.	Particulars	Quarter Ended			Period Ended		Year Ended
		30.09.2022	30.06.2022	30.09.2021	30.09.2022	30.09.2021	31.03.2022
		(Unaudited)					(Audited)
1	Total income from operations	1,25,452.55	1,00,750.83	81,760.97	2,26,203.38	1,29,337.24	3,23,929.16
2	Net Profit before Tax (before exceptional items)	14,409.30	9,414.19	6,580.91	23,823.49	7,680.02	25,549.01
3	Net Profit before Tax (after exceptional items)	14,409.30	9,414.19	6,580.91	23,823.49	5,963.04	23,832.03
4	Net Profit after tax (after exceptional items)	10,430.43	7,262.43	4,352.93	17,692.86	3,395.29	18,104.99
5	Total Comprehensive Income [Comprising Profit for the period (after tax) and Other Comprehensive Income (after tax)]	12,870.90	5,037.11	4,530.44	17,908.01	2,928.71	21,702.22
6	Paid up Equity Share Capital (Face value of ₹10/- per share)	1,068.30	1,068.30	1,068.30	1,068.30	1,068.30	1,068.30
7	Reserves Excluding Revaluation Reserves as per Balance Sheet of previous accounting Year						1,97,949.61
8	Earnings Per Share (after extraordinary items) (Face Value of ₹10/- each) (Not annualised)						
	a. Basic :	97.64	67.98	40.75	165.62	31.78	169.47
	b. Diluted :	97.64	67.98	40.75	165.62	31.78	169.47

### Notes:

- The above is an extract of the detailed format of financial results filed with the Stock Exchanges under Regulation 33 of the SEBI(Listing Obligations and Disclosure Requirements) Regulations, 2015. The full format of the above results are available on the Stock Exchanges websites www.bseindia.com and www.nseindia.com and on the company's website www.lmwglobal.com
- The above results were reviewed by the Audit Committee and approved by the Board of Directors at its meeting held on 20th October 2022. Statutory Auditors have carried out limited review of the above results.
- Exceptional Items represents compensation towards Voluntary Retirement Scheme opted for by employees.
- The consolidated financial results for the quarter and period ended 30th September 2022 includes financial results of wholly owned subsidiary companies - 1) LMW Textile Machinery (Suzhou) Co. Ltd., China 2) LMW Middle East FZE, UAE and 3) LMW Aerospace Industries Limited, India.
- Figures for the previous periods have been regrouped / rearranged wherever necessary.

Coimbatore  
20th October 2022

For Lakshmi Machine Works Limited  
Chairman and Managing Director